



Committee Members

Mitra Kanaani, Chair
Ebony Lewis, Vice Chair
Denise Campos
Doug McCauley
Nilza Serrano

NOTICE OF COMMUNICATIONS COMMITTEE MEETING

August 24, 2022

**The California Architects Communications Committee will meet by teleconference
at 2 p.m. on August 24, 2022**

NOTE: Pursuant to Government Code section 11133, this meeting will be held by teleconference with no physical public locations.

Important Notice to the Public: The Committee will hold a public meeting via WebEx Events. To participate in the WebEx meeting, please log on to this website the day of the meeting:

To access the Webex event, attendees will need to click the following link and enter their first name, last name, email, and the event password listed below:

<https://dca-meetings.webex.com/dca-meetings/j.php?MTID=m18884e3a14927359abf9bf90f2231ecb>

If joining using the link above

Webinar number: 2484 817 5503

Webinar password: CAB08242022

If joining by phone

+1-415-655-0001 US Toll

Access code: 248 481 75503

Passcode: 22208242

(Continued)

Instructions to connect to the meeting can be found at the end of this agenda.

Due to potential technical difficulties, please consider submitting written comments by August 18, 2022, to cab@dca.ca.gov for consideration.

AGENDA

2 p.m. to 3:30 p.m.
(or until completion of business)

Action may be taken on any item listed below.

- A. Call to Order / Roll Call / Establishment of a Quorum
- B. Chair's Procedural Remarks and Committee Member Introductory Comments
- C. Public Comment on Items Not on the Agenda

The Committee may not discuss or act on any item raised during this public comment section, except to decide whether to refer the item to the Committee's next Strategic Planning session and/or place the matter on the agenda of a future meeting (Government Code sections 11125 and 11125.7(a)).

- D. Review and Possible Action on January 25, 2022, Communications Committee Meeting Minutes
- E. Discussion of Strategic Plan Objectives
- F. Adjournment

Action may be taken on any item on the agenda. The time and order of agenda items are subject to change at the discretion of the Committee Chair and may be taken out of order. The meeting will be adjourned upon completion of the agenda, which may be at a time earlier or later than posted in this notice. In accordance with the Bagley-Keene Open Meeting Act, all meetings of the Committee are open to the public.

The Committee plans to webcast the meeting on its website at www.cab.ca.gov. Webcast availability cannot be guaranteed due to limitations on resources or technical difficulties. The meeting will not be cancelled if webcast is not available. Meeting adjournment may not be webcast if it is the only item that occurs after a closed session.

Government Code section 11125.7 provides the opportunity for the public to address each agenda item during discussion or consideration by the Committee prior to it taking any action on said item. Members of the public will be provided appropriate opportunities to comment on any issue before the Committee, but the Committee Chair may, at their discretion, apportion available time among those who wish to speak. Individuals may appear before the Committee to discuss items not on the agenda; however, the Committee can neither discuss nor take official action on these items at the time of the same meeting (Government Code sections 11125 and 11125.7(a)).

This meeting is being held via WebEx Events. The meeting is accessible to the disabled. A person who needs a disability-related accommodation or modification to participate in the meeting may make a request by contacting:

Person: Drew Liston
Telephone: (916) 471-0769
Email: drew.liston@dca.ca.gov
Telecommunications Relay Service: Dial 711

Mailing Address:
California Architects Board
2420 Del Paso Road, Suite 105
Sacramento, CA 95834

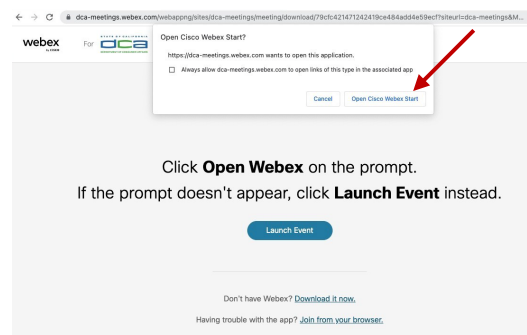
Providing your request at least five (5) business days before the meeting will help to ensure availability of the requested accommodation.

Protection of the public shall be the highest priority for the Committee in exercising its licensing, regulatory, and disciplinary functions. Whenever the protection of the public is inconsistent with other interests sought to be promoted, the protection of the public shall be paramount (Business and Professions Code section 5510.15).

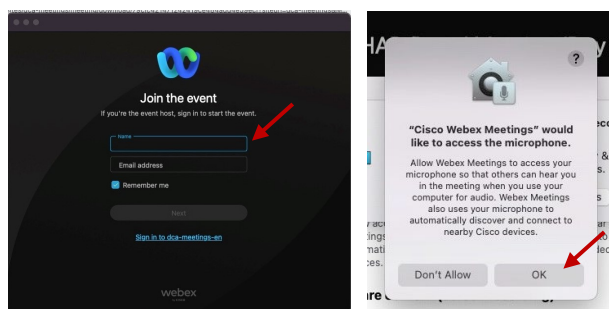
If joining using the meeting link

1 Click on the meeting link. This can be found in the meeting notice you received.

2 If you have not previously used Webex on your device, your web browser may ask if you want to open Webex. Click “Open Cisco Webex Start” or “Open Webex”, whichever option is presented. DO NOT click “Join from your browser”, as you will not be able to participate during the meeting.




3 Enter your name and email address. Click “Join as a guest”. Accept any request for permission to use your microphone and/or camera.



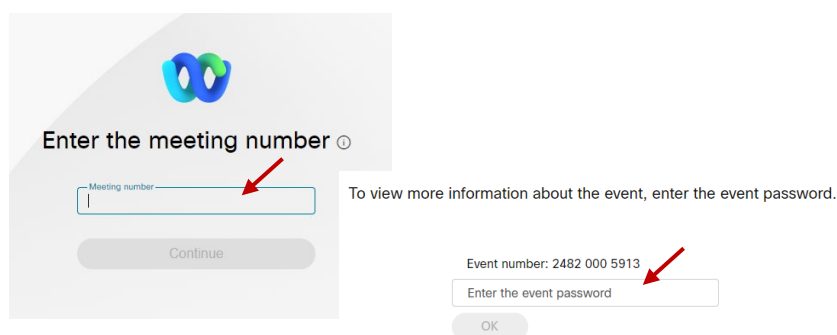
OR

If joining from Webex.com

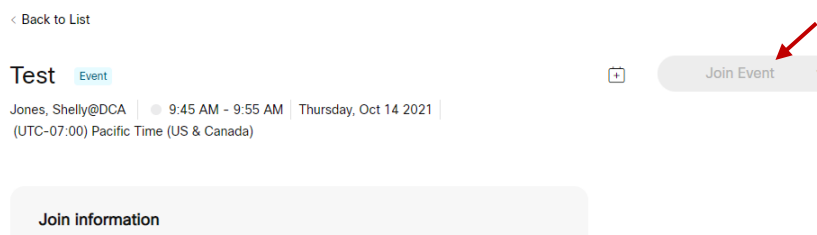
1 Click on “Join a Meeting” at the top of the Webex window.



2 Enter the meeting/event number and click “Continue”. Enter the event password and click “OK”. This can be found in the meeting notice you received.



3 The meeting information will be displayed. Click “Join Event”.



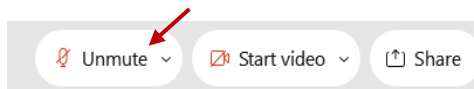
OR

Connect via telephone:

You may also join the meeting by calling in using the phone number, access code, and passcode provided in the meeting notice.

Microphone

Microphone control (mute/unmute button) is located on the command row.

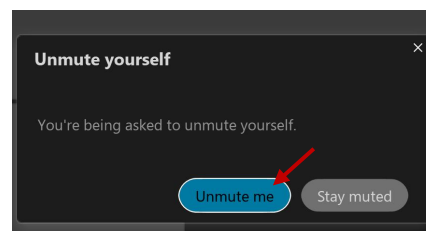


Green microphone = Unmuted: People in the meeting can hear you.



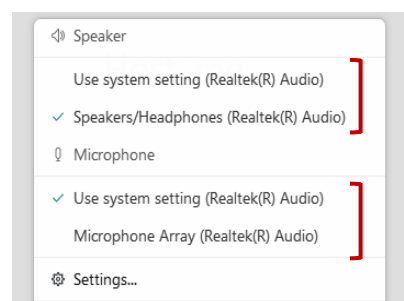
Red microphone = Muted: No one in the meeting can hear you.

Note: Only panelists can mute/unmute their own microphones. Attendees will remain muted unless the moderator enables their microphone at which time the attendee will be provided the ability to unmute their microphone by clicking on “Unmute Me”.



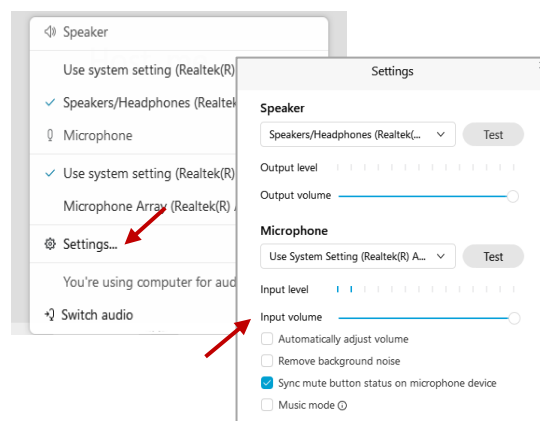
If you cannot hear or be heard

- 1 Click on the bottom facing arrow located on the Mute/Unmute button.
- 2 From the pop-up window, select a different:
 - Microphone option if participants can't hear you.
 - Speaker option if you can't hear participants.



If your microphone volume is too low or too high

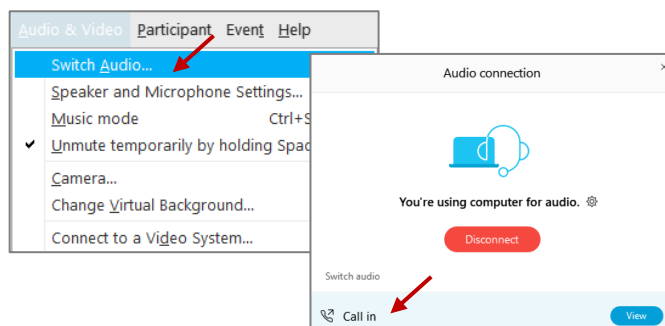
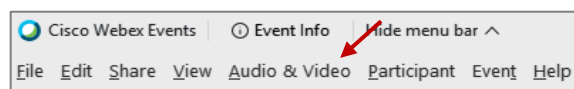
- 1 Locate the command row – click on the bottom facing arrow located on the Mute/Unmute button.
- 2 From the pop-up window:
 - Click on “Settings...”:
 - Drag the “Input Volume” located under microphone settings to adjust your volume.



Audio Connectivity Issues

If you are connected by computer or tablet and you have audio issues or no microphone/speakers, you can link your phone through webex. Your phone will then become your audio source during the meeting.

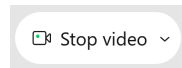
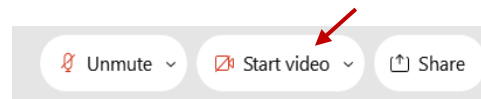
- 1 Click on “Audio & Video” from the menu bar.
- 2 Select “Switch Audio” from the drop-down menu.
- 3 Select the “Call In” option and following the directions.



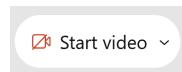
Web Camera

Only panelists (e.g. staff, board members, presenters) can access the web camera feature.

Camera control (Start Video/Stop Video button) is located on the command row.



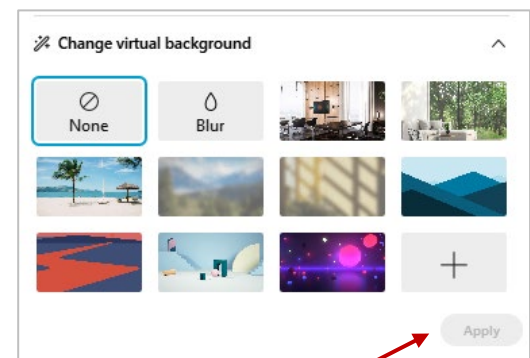
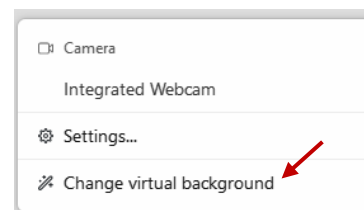
Green dot in camera = Camera is on: People in the meeting can see you.



Red dot in camera = Camera is off: No one in the meeting can see you.

Virtual Background

- 1 To access virtual backgrounds, click on the bottom facing arrow located on the video button.
- 2 Click on "Change Virtual Background".
- 3 From the pop-up window, click on any of the available images to display that image as your virtual background and click "Apply".



If you cannot be seen

- 1 Locate the command row – click on the bottom facing arrow located on the video button.
- 2 From the pop-up window, select a different camera from the list.

